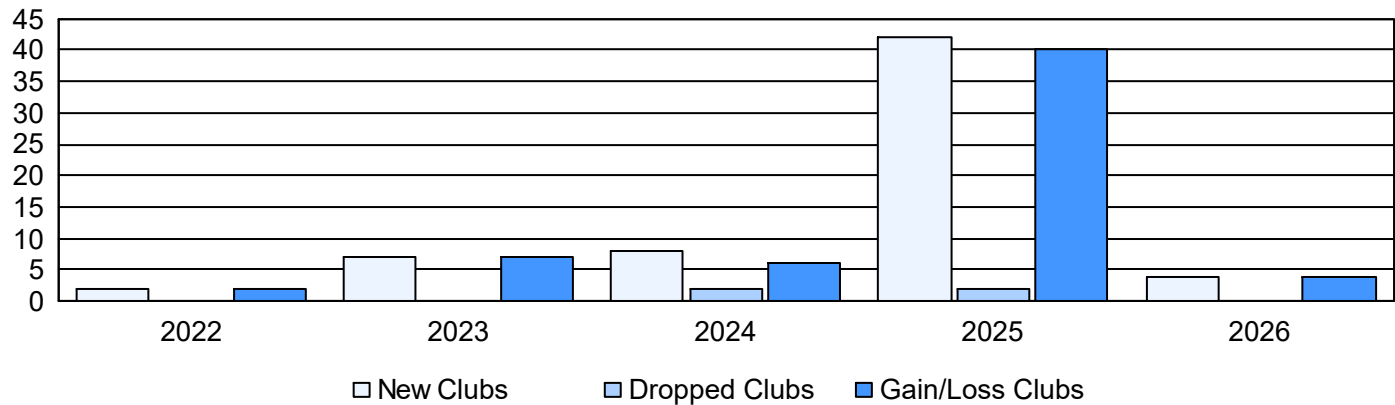
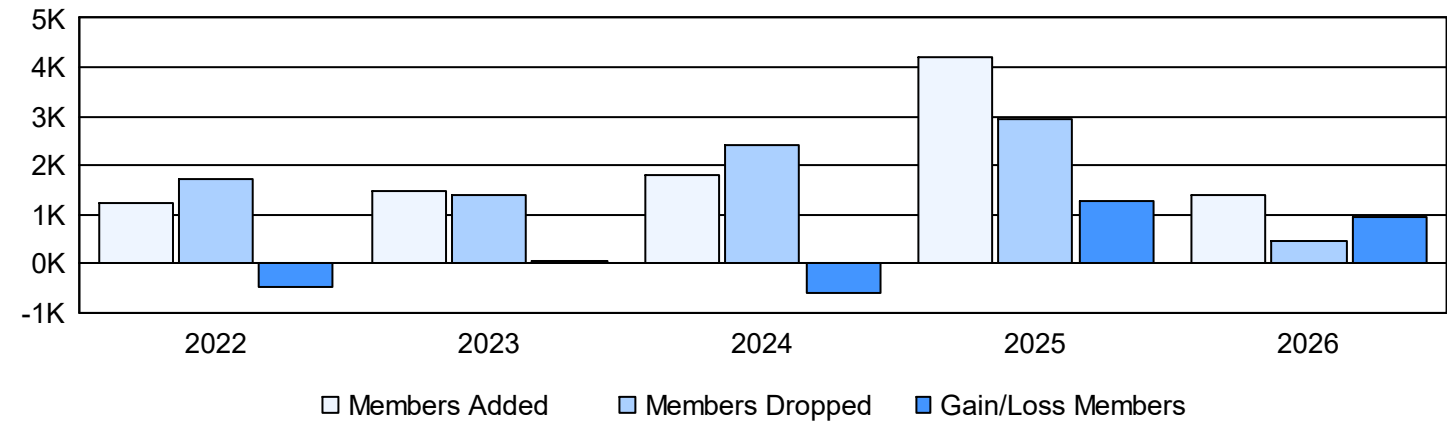


Year	New Clubs	Dropped Clubs	Gain/ Loss Clubs	New Members	Charter Members	Reinstate Members	Transfer Members	Total Member Added	Total Members Dropped	Gain/ Loss Members
2021-2022	2	0	2	1,051	101	71	24	1,247	1,734	-487
2022-2023	7	0	7	1,027	295	63	73	1,458	1,386	72
2023-2024	8	2	6	1,337	401	53	15	1,806	2,401	-595
2024-2025	42	2	40	1,267	2,501	151	288	4,207	2,928	1,279
2025-2026	4	0	4	1,176	121	43	46	1,386	439	947
Average	13	1	12	1,172	684	76	89	2,021	1,778	243

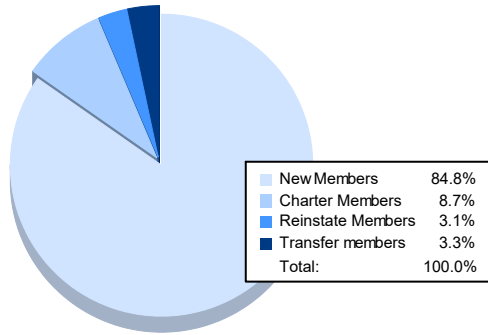
Clubs



Members



Membership Composition December 2025 Cumulative



Gender Composition December 2025 Cumulative

